ICAEM2015 ICOOP2015

The Joint International Conference on Agribusiness and Cooperatives

Theme: The Future of Agribusiness and Cooperative Enterprises: Examining Local and Global Contexts

CITATION

Correa, Melchor. 2015. "Best Practices of Nueva Ecija Smallholder Entrepreneurs Dairy Carabao Enterprise" Paper presented at the Joint International Conference on Agribusiness and Cooperatives, Davao City, Philippines, 14–16 October.

OPEN ACCESS POLICY

This material was presented during a conference organized by the Institute of Cooperatives and Bio-Enterprise Development (ICOPED), College of Economics and Management, University of the Philippines Los Baños, and the Office of Research of the University of the Philippines Mindanao. In support of the open access initiative, the organizers provide unrestricted access to these materials to foment wider dissemination and exchange of ideas. Authors are encouraged to practice self-archiving of their presentations for public use in a noncommercial repository. Copyright of this uploaded material remains with its author. For more downloadable materials, visit http://ojs.upmin.edu.ph/index.php/supplements

Best practices of Nueva Ecija Smallholder Entrepreneurs ***Dairy Carabao Enterprise***

EASTERN PRIMARY MULTIPURPOSE COOPERATIVE

Good afternoon

SAN JOSE CARAMILK
PROCESSING CENTER
FRESH CARABAO MILK
100% PURE FRESH FROM THE FARM!
MILK PRODUCTS:
• LACTO JUICE • PASTILLAS DE LECHE • MILKY PULVORON
• CHOCOMILK • ESPASOL DE LECHE • PASTEURIZED & FRESHMILK
MADE TO ORDER MILK PRODUCTS:
• LECHETIN • KESONG PUTI
EASTERN PRIMARY MULTI PU
COOPERATIVE
MILK PROCESSING CENT

FARM INPUTS
FINANCIAL

Philippine Carabao Center
2000
hindi kumita
hindi nakabayad
bumapa
unubog

DEPARTMENT OF AGRICULTURE
1898

NDA

PROVINCE OF NUEVA ECIJA
OFFICIAL SEAL

SAN JOSE CITY
NUEVA ECIJA

EASTERN PRIMARY
BRGY. SIBUT, SAN JOSE CITY
PROGRAMANG PAGLULUNSAD
(PRE-SCHOOL MILK FEEDING PROGRAM)
Theme: "PARA SA MALUSOG NA KATAWAN, GATAS ANG KAILANGAN"
DATE: SEPT. 4, 2002, TIME: 8:00 AM, VENUE: PAGASA GYM, S.J.C.E.C.S. BRGY. SIBUT, SAN JOSE CITY
Sponsored by: NATIONAL DAIRY AUTHORITY, PROVINCIAL GOVT.-NE, LGU-S.J.C. ATTY. ALEX S. BELENA
SCHOOL

SCHOOL

2012

...walang may gustong manungkulan...

...napakaraming problema...

...humina ang kasapian...

may pera sa gatas

SAN JOSE
PROCESSING
CARAMILK
CENTER
₱34
₱38
100% PURE FRESH FROM THE FARM!
EASTERN PRIMARY MULTI
COOPERATIVE
MILK PROCESSING CEN

₱45
₱38
₱34
₱
SAN JOSE
PROCESSING
100% PURE FRESH FROM THE FARM!
COOPERATIVE

EASTERN PRIMARY MULTI PU
COOPERATIVE
MILK PROCESSING CENT

PHILIPPINE CARABAO CENTER
MARCH 27, 2015
EASTERN PRIMARY MULTI-PURPOSE COOPERATIVE
50,000.00
FIFTY THOUSAND PESOS ONLY
VICTORINO T. CAPIRAL
ARNEL N. DEL BARRIO
OUTSTANDING DAIRY BUFFALO COOPERATIVE

Welcome!!
Guests & Participants
Turn-Over & Inauguration Ceremony
VILLAGE LEVEL PROCESSING CENTER
HANCEMENT PROJECT
March 18, 2015
BELENA
B

₱50
₱45
₱38
₱34
₱
SAN JOSE
PROCESSING
100% PURE FRESH FROM THE FARM!
COOPERATIVE

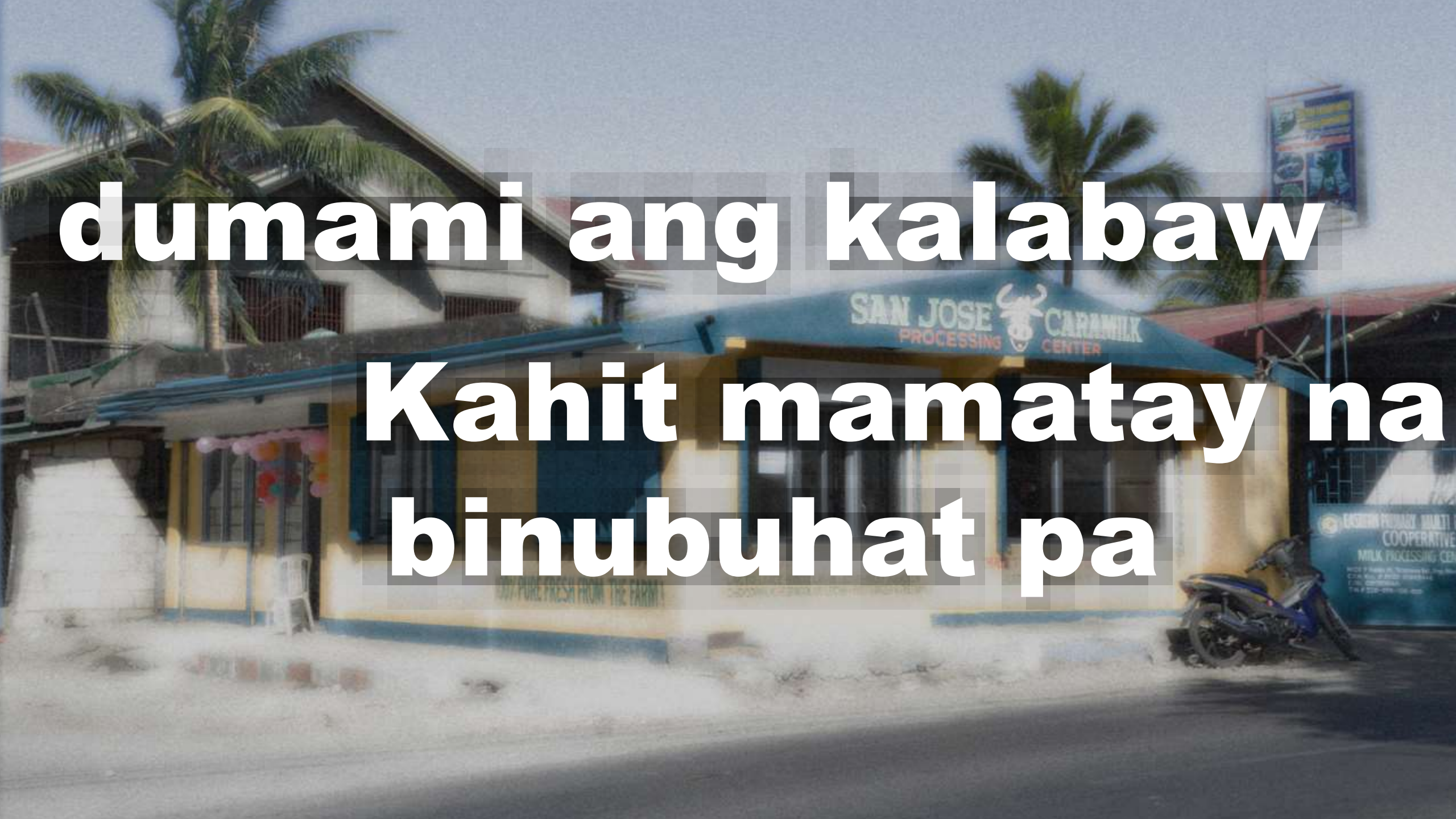

dumami ang kalabaw

Kahit mamatay na

binubuhat pa

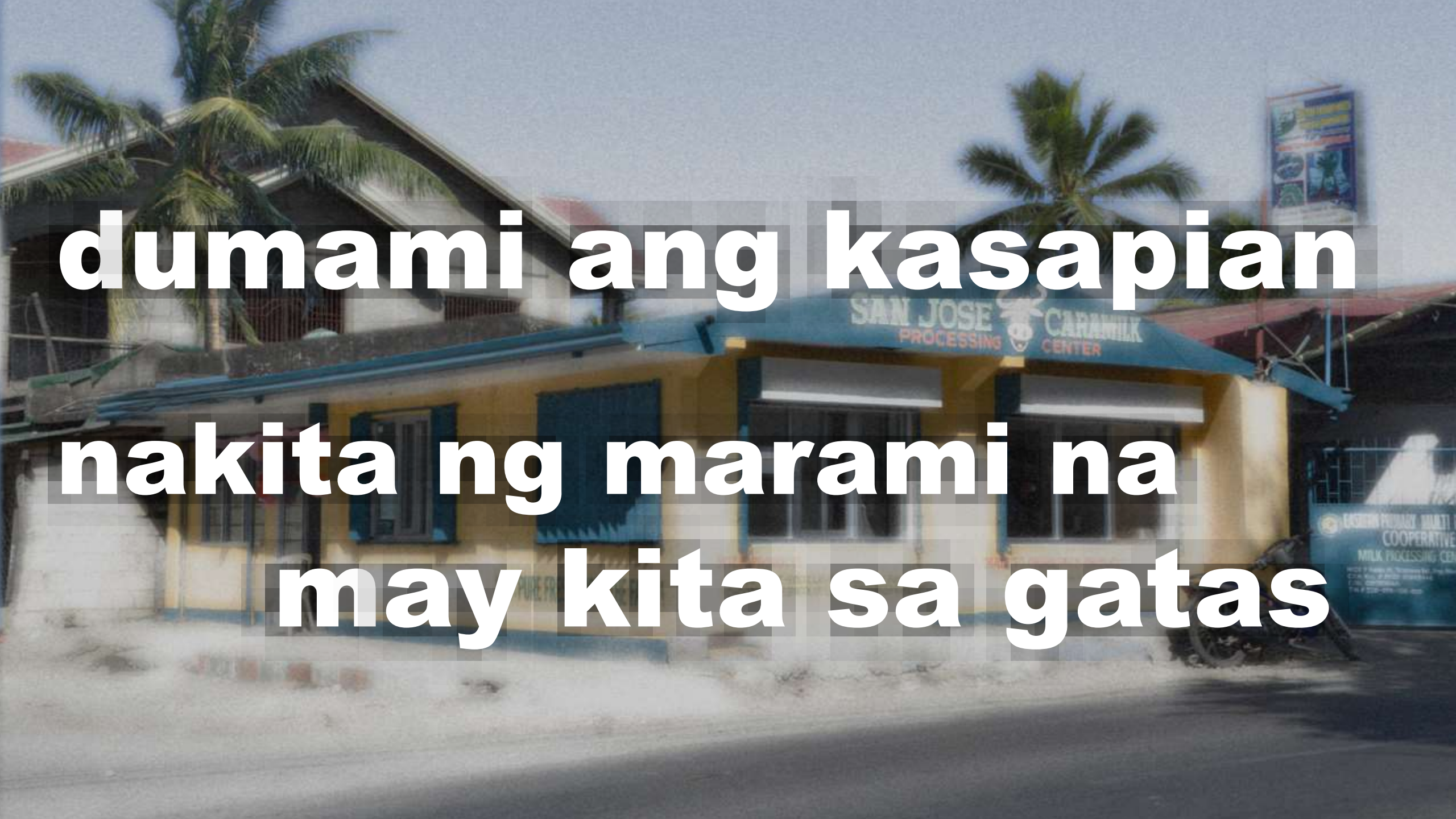

dumami ang kasapian

nakita ng marami na

may kita sa gatas

Photo Techniques

COOPERATIVE

SIPBU MPC

BROTHERS KEPER

KALASAG MPC

Collecting 400 liters/day of raw milk

200 liters of other coops

Market	Volume
DVF Dairy Farm	300 L Daily
DIF Bulacan	120 L Monday- Friday
Indian National	200 L weekly
Kayyo Trading aurora	100-300 L a week
Marquez Resto.	40 L a week
Walk in buyers	20 L a week

PUBLIC & PRIVATE SCHOOLS OF SAN JOSE CITY

DAIRY BOX

PROCESSED MILK

What are the secrets?

As a leader,
I made them realize
that there is
money in dairy farming

MILK PRODUCTION 2014

NO.	NAME	JAN	FEB	MARCH	APRIL	MAY	JUNE	JULY	AUG	SEPT	OCT	NOV	DEC	TOTAL
1	ALFONSO, CARLITO	835.50	839.00	824.25	580.25	419.75	272.25	237.00	491.50	1,478.74	-	2,129.13	2,563.47	10,670.84
2	ALFONSO, HERSON	-	-	-	-	-	-	-	-	-	1,983.74	-	-	1,983.74
3	ANCHETA, MARIANO	109.50	140.50	144.75	135.25	469.25	473.00	285.00	226.50	209.50	194.25	164.50	103.20	2,655.20
4	BALDOVINO, ANTONIO	90.75	97.00	115.25	75.50	123.25	102.50	-	-	44.00	183.50	314.32	421.92	1,567.99
5	BALANAG, RAMON	17.50	196.50	345.00	402.25	550.00	545.75	439.50	531.50	575.50	569.50	561.84	483.27	5,218.11
6	CORPUZ, JAIME	22.00	120.50	334.50	466.50	453.00	375.25	329.25	262.00	241.00	415.25	344.63	330.60	3,694.48
7	**CORREA, MELCHOR**	**883.00**	**850.00**	**1,139.25**	**1,059.75**	**1,148.00**	**1,006.00**	**843.45**	**860.75**	**901.20**	**963.75**	**1,082.31**	**1,294.67**	**12,032.13**
8	LAZAGA, NESTOR	70.25	143.25	242.00	289.00	456.00	396.50	342.25	326.25	299.75	235.00	166.50	191.64	3,158.39
9	MADULID, FLORENCIO	205.00	211.25	274.75	411.75	456.75	445.75	354.50	394.00	288.50	200.50	266.41	242.53	3,751.69
10	MADULID, MARLONE	16.25	-	-	-	-			85.25	53.25	-	15.50	66.31	236.56
11	MANINGAS, ROBERTO	-							-	-	-	-	-	-
12	MERCADER, SAMUEL	1,030.25	120.00	254.75	305.75	388.00	399.75	333.25	407.50	393.75	421.75	645.35	652.39	5,352.49
13	MISLANG, ELISEO	210.00	929.25	1,311.50	954.75	887.75	781.50	754.50	799.00	729.75	707.25	573.00	539.81	9,178.06
14	MISLANG, LOUIE	1,290.50	276.75	444.25	470.50	559.75	623.50	597.25	565.00	488.50	522.75	288.00	333.37	6,460.12
15	MISLANG, MARCELINO	5.50	959.50	935.75	712.25	485.75	318.50	107.00	4.75	59.75	146.75	147.25	652.54	4,535.29
16	SAMBRANO, RANDY							-	166.25	200.75	213.25	169.25	185.96	935.46
17	REYES, JOSE								44.75	98.25	126.00	122.25	154.66	545.91
18	PEÑAFLOR, ROGELIO								89.75	123.50	141.25	142.50	139.10	636.10
19	SAMBRANO, HENRY	107.25	129.50	161.25	116.00	87.50	65.75	4.00	-	-	-	-	111.52	782.77
20	SAMBRANO, ROLANDO	364.50	290.50	337.50	371.75	386.75	293.50	206.00	121.50	90.50	78.25	76.00	276.06	2,892.81
21	SAMBRANO, RUDY	18.50	142.50	202.50	227.75	195.25	180.00	154.50	108.75	72.00	221.25	308.75	376.18	2,207.93
22	SOMERA, PRINCES									54.00	136.25	141.00	117.24	448.49
23	MERCADER, ERLINDA									72.25	147.00	-	-	219.25
24	VITALISTA, NOMERLITO										25.00	48.00	81.02	154.02
25	CORPUZ, DEVORAH										6.25	82.25	224.45	312.95
26	RUZ, ANTONIO											26.75	103.40	130.15
27	RUZ, REY											11.00	62.32	73.32
28	CRUZ, EDWIN											155.00	217.05	372.05
29	PASCUA, ARIEL												110.88	110.88
	TOTAL	**5,276.25**	**5,446.00**	**7,067.25**	**6,579.00**	**7,066.75**	**6,279.50**	**4,987.45**	**5,485.00**	**6,474.44**	**7,638.49**	**7,981.49**	**10,035.56**	**80,317.18**

					APRIL	MAY	JUNE	JULY	AUG	SEPT	OCT	NOV	DEC	TOTAL
	PASTOR SANTOS	402.00	438.50	451.00	128.75	118.75	106.25	84	77.50	67.25				453.75
	GLENN ALONZO				253.50	264.75	237.5	221	199.50	154.5				1,077.25
	SIPBU				665.30	1,441.89	1,794.10	2056.52	1852.21	1459.86				8,604.58
	TOTAL				1047.55	1825.39	2137.85	2361.52	2129.21	1681.61	0	0	0	10,135.58
	GRAND TOTAL	**5,678.25**	**5,884.50**	**7,518.25**	**7,626.55**	**8,892.14**	**8,417.35**	**7,348.97**	**7,614.21**	**8,156.05**	**7,638.49**	**7,981.49**	**10,035.56**	**90,452.76**

they are not just dairy farmers

they are

dairy

business farmers

MELCHOR R. CORREA

MILK PRODUCTION AND EXPENSES FOR THE MONTH OF MARCH 2014

			AMOUNT
MILK PRODUCTION		1,139 KG	50,127.00
EXPENSES	DARAK	10 CAVANS	4,000.00
	FEEDS	12 CAVANS	9,450.00
	ATOVI	2 KG	1,100.00
	LABOR	2 LABOR	6,000.00
	ELEC		500.00
	GAS		900.00
	RICE STRAW		1,250.00
	TOTALS		23,200.00
NET INCOME			26,927.00



dairy farmers

they are also

scientists

and researchers

This way, we will be
and realize the
our country's assets,
importance of contribution
not liabilities
of each and everyone as
divine purpose
Everyone is unique
We should
according to our

Salamat po!

Thank you!

Daghang salamat!

Philippine Carabao Center
2000
hindi kumita
hindi nakabayad
bumapa
unubog